

First, Do No Harm

Tips for Practice:

Arrow® PICCs with Integral Placement Wire/Stylet

CAUTIONS:

- Trimming & shortening of catheters should be avoided whenever possible
- If trimming of the catheter is necessary, the catheters manufacturer's instructions should be carefully followed, taking precautions not to cut the wire.

1. PICCs with Integral Placement Wire / Stylet

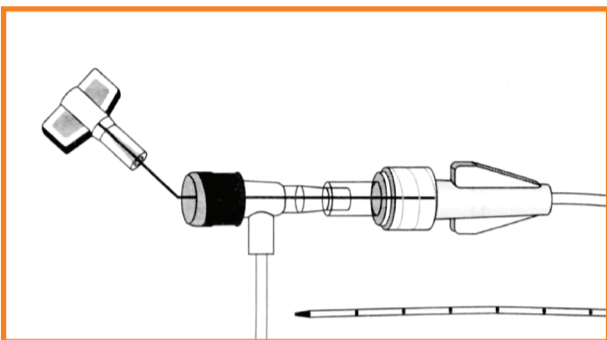


Fig.1

Catheter Trimming:

1. Retract Placement Wire a minimum of 4 cm behind where catheter is to be cut. Placement Wire should be withdrawn through septum.
2. Kink Proximal end of Placement Wire/ Stylet at connector with side-port. (Fig. 2)
3. Using trimming device, cut catheter straight across to maintain a blunt tip.

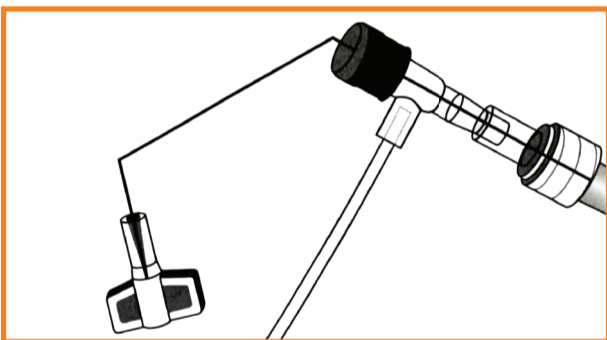


Fig.2

Warning: Do not cut placement wire when trimming catheter to minimise the risk of foreign embolism.

Caution: Check that there is no wire in cut catheter section, after trimming catheter. If there is evidence that placement wire / stylet has been cut or damaged, catheter should not be used.

Note: There should be very limited resistance when cutting catheter with supplied trimmer. Any greater resistance is likely to be caused by the placement wire – which has not been sufficiently retracted. If so, do not use catheter.

2. Removing Placement Wire / Stylet:




Fig.3

1. Remove placement wire and luer lock sidearm assembly as a unit. Failure to do so may result in wire breakage. (Fig. 3)
2. Examine tip of placement wire after removal to ensure wire has not been altered. (Fig. 4)
3. If there is any indication placement wire is damaged, catheter and placement wire should be removed together.

Caution: To minimise the risk of placement wire kinking, do not clamp extension line(s) when placement wire is in catheter.

Note: If placement wire remains in for X-Ray, instruct patient to keep arm at their side and not to bend or move arm. Moving and bending arm could potentially cause the wire to kink internally and make placement wire / stylet more difficult to remove.

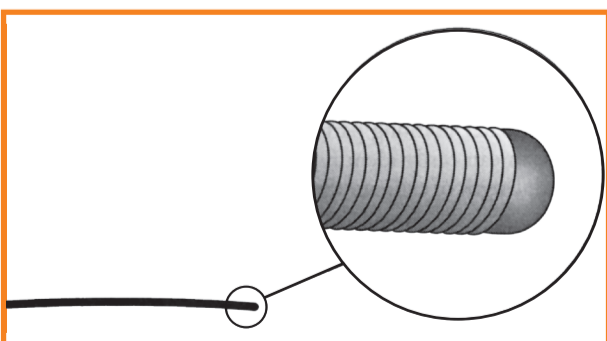


Fig.4

Proud and exclusive distributor for
Arrow® International for 35 years.